


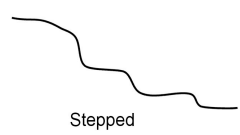
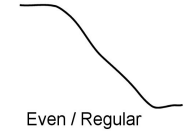
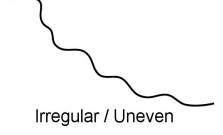
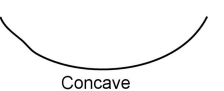

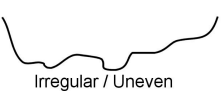
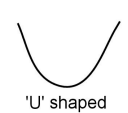
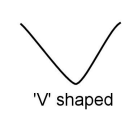
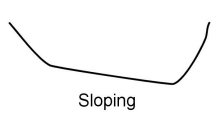
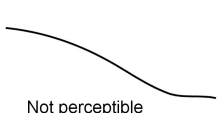
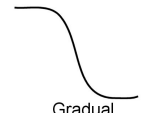




CONTEXT RECORD SHEET – CUT

| | | |
|-------------|------------------|--------------------|
| Site Name: | Excavation Code: | Address: |
| Context No: | Small Finds: | Visual Record Nos: |
| Start Date: | End Date: | Supervisor(s): |

Profile - for reference, please use these terms in your profile description below

| | |
|--|---|
| <p style="text-align: center;">Type of sides</p> <div style="display: flex; justify-content: space-around;"> <div style="text-align: center;">  Concave </div> <div style="text-align: center;">  Convex </div> <div style="text-align: center;">  Undercut </div> </div> <div style="display: flex; justify-content: space-around; margin-top: 20px;"> <div style="text-align: center;">  Stepped </div> <div style="text-align: center;">  Even / Regular </div> <div style="text-align: center;">  Irregular / Uneven </div> </div> <p style="text-align: center; margin-top: 20px;">Base</p> <div style="display: flex; justify-content: space-around;"> <div style="text-align: center;">  Concave </div> <div style="text-align: center;">  Flat Bottomed </div> <div style="text-align: center;">  Irregular / Uneven </div> </div> <div style="display: flex; justify-content: space-around; margin-top: 20px;"> <div style="text-align: center;">  'U' shaped </div> <div style="text-align: center;">  'V' shaped </div> <div style="text-align: center;">  Sloping </div> </div> <p style="text-align: center; margin-top: 20px;">Break of slope</p> <div style="display: flex; justify-content: space-around;"> <div style="text-align: center;">  Not perceptible </div> <div style="text-align: center;">  Gradual </div> <div style="text-align: center;">  Sharp </div> </div> | <div style="text-align: center; margin-bottom: 20px;">  </div> <p>Example: The southern side is steeply sloping, regular and concave while the northern side is stepped. This side falls vertically then flattens off for 100mm and then slopes moderately to the base. The break of slope at the top of the cut is gradual but at the base it is sharp. The base is very irregular but generally slopes away to the south.</p> <p>If a feature is linear or elongated you need to give its orientation. For example north/east to south/west or east to west etc.</p> |
|--|---|

Profile drawing and description (see example above):

| | | |
|----------------------|----------------------|--------------------------|
| Minimum Depth | Maximum Depth | Continue overleaf |
|----------------------|----------------------|--------------------------|

CONTEXT RECORD SHEET – CUT

Plan

Plan Shapes

Circular

Curvi-linear

Linear

Recti-linear

Oval

Irregular

Square/Rectangular with sharp corners

Square/Rectangular with rounded corners

Harris Matrix

Signature:

Date: